

Jitesh Joshi

✉ jitesh.joshi.20@ucl.ac.uk

in [jnj256](#)

🌐 [Webpage](#)



Work Experience [Employment History]

- 2020 – **Postgraduate Research Teaching Assistant.** Computer Science Department, University College London, London, United Kingdom.
- 2020 – 2023 **Solution Architect.** Healthcare and Life-sciences Business Unit, Tata Elxsi, London, United Kingdom
- 2016 – 2020 **Specialist.** Healthcare and Life-sciences Business Unit, Tata Elxsi Limited, Pune, India
- 2014 – 2016 **Lead R&D Engineer.** AzoI Inc, Ahmedabad, India.
- 2011 – 2014 **Senior R&D Engineer.** Neuro-imaging & Neuro-spectroscopy Lab, National Brain Research Centre, Gurugram, India.
- 2009 – 2010 **Programmer Analyst** Telecommunication Department, Cognizant Technology Solutions, Bengaluru, India.

Education

- 2020 – 2024 **Ph.D. Candidate, Computer Science,** University College London, London, United Kingdom.
Thesis title: *Contactless Extraction of Physiological Signals using RGB and Thermal Infrared Imaging.*
Advisors: Dr. Youngjun Cho (🔗), Prof. Nadia Berthouze (🔗)
- 2010 – 2011 **M.Sc., Cognitive Systems & Interactive Media,** Pompeu Fabra University, Barcelona, Spain.
Thesis title: *Study on the Role of Brain Wave Entrainment by Binaural Beats & Music in Recovery of Coma.*
Advisors: Dr. Sylvain Le Groux (🔗), Prof. Paul Verschure (🔗)
- 2004 – 2008 **B.Tech., Electronics & Communication,** Nirma University, Ahmedabad, India.
Internship: *GSM Network Switching Subsystem at Nokia Siemens Networks.*

Publications

Journal Articles

- 1 **J. Joshi** and Y. Cho, “iBVP Dataset: RGB-Thermal rPPG dataset with high resolution signal quality labels,” *Electronics*, vol. 13, no. 7, p. 1334, 2024, ISSN: 2079-9292. 🔗 URL: <https://www.mdpi.com/2079-9292/13/7/1334>.
- 2 **J. Joshi**, K. Wang, and Y. Cho, “PhysioKit: An open-source, low-cost physiological computing toolkit for single-and multi-user studies,” *Sensors*, vol. 23, no. 19, p. 8244, 2023. 🔗 URL: <https://www.mdpi.com/1424-8220/23/19/8244>.
- 3 **J. Joshi**, S. Saharan, and P. K. Mandal, “BOLDSync: A MATLAB-based toolbox for synchronized stimulus presentation in functional mri,” *Journal of neuroscience methods*, vol. 223, pp. 123–132, 2014. 🔗 URL: <https://doi.org/10.1016/j.jneumeth.2013.12.002>.
- 4 P. K. Mandal, **J. Joshi**, and S. Saharan, “Visuospatial perception: An emerging biomarker for alzheimer’s disease,” *Journal of Alzheimer’s Disease*, vol. 31, no. S3, S117–S135, 2012. 🔗 URL: <https://doi.org/10.3233/JAD-2012-120901>.

Conference Proceedings

- 1 **J. Joshi et al.**, "ThermalPrimate: Facial landmark detection and physiological monitoring in thermal infrared videos of macaques in the wild," in *In Review*, 2024.
- 2 **J. Joshi**, N. Bianchi-Berthouze, and Y. Cho, "Self-adversarial multi-scale contrastive learning for semantic segmentation of thermal facial images," in *33rd British Machine Vision Conference 2022, BMVC 2022, London, UK, November 21-24, 2022*, BMVA Press, 2022. [🔗 URL: https://bmvc2022.mpi-inf.mpg.de/0864.pdf](https://bmvc2022.mpi-inf.mpg.de/0864.pdf).

Patents

- 1 T. Tran, H. Watson, and **J. Joshi**, "Imaging device with illumination components," 2021. [🔗 URL: https://patents.google.com/patent/WO2021229347A1](https://patents.google.com/patent/WO2021229347A1).
- 2 T. Tran, H. Watson, **J. Joshi**, and R. Patel, "Compensation of intensity variances in images used for colony enumeration," 2021. [🔗 URL: https://patents.google.com/patent/WO2021229337A1](https://patents.google.com/patent/WO2021229337A1).
- 3 T. Tran, H. Watson, **J. Joshi**, A. SK, and R. Tiwari, "Detecting a condition for a culture device using a machine learning model," 2021. [🔗 URL: https://patents.google.com/patent/WO2021234514A1](https://patents.google.com/patent/WO2021234514A1).

Skills

Research Areas	📌 Computer-vision, deep-learning, segmentation, objects and landmarks detection, generative adversarial networks, contrastive learning, domain specific data-augmentation, physiological computing, signal-processing, neuro-imaging, cognitive science, human-computer interaction.
Professional Competencies	📌 Project management, systems engineering, medical device development, optical system design, system validation and verification.
Programming Languages	📌 Python, C/C++, MATLAB, Arduino, \LaTeX
Frameworks	📌 PyTorch, TensorFlow
Languages	📌 Reading, writing and speaking competencies for English, Hindi, Gujarati.

Miscellaneous Experience




Post Graduate Teaching Assistant

- 2020 - 2024
- 📌 **Research Methods and Making Skills**, [🔗 COMP0145](#), Computer Science, University College London, U.K.
 - 📌 **Affective Computing and Human-Robot Interaction**, [🔗 COMP0053](#), Computer Science, University College London, U.K.
 - 📌 **Affective Interaction**, [🔗 PSYC0021](#), UCL Interaction Centre, University College London, U.K.
- 2022 - 2023
- 📌 **Systems Engineering**, [🔗 COMP0016](#), Computer Science, University College London, U.K.

Awards and Achievements

- 2020
- 📌 **Project Excellence Award**. Project: Edge computing based dense object detection for enumerating bacterial colonies. Role: Project Lead, Tata Elxsi, Pune, India.
 - 📌 **Project Excellence Award**. Project: Design of innovative automated peritoneal dialysis system. Role: R&D Lead, Tata Elxsi, Pune, India.

Miscellaneous Experience (continued)

- 2019  **Hackathon Winner.** Topic: AI-based medical image enhancement; Organizer: Tata Elxsi, Pune, India.
- 2018  **Tata Innovista.,** Piloted Technologies - Point-of-care Testing Device for Malaria and Sickle Cell Disease.  URL

Certification

- 2019  **Executive Data Science Specialization.** Awarded by Coursera.
- 2018  **Deep Learning Specialization.** Awarded by Coursera.

References

Available on Request